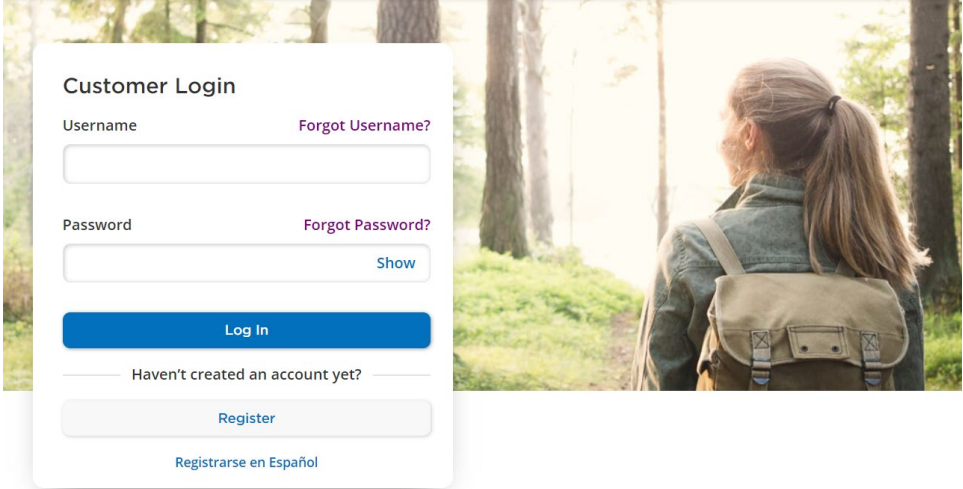



Printing Your Temporary ID Card from Cigna (in Three Easy Steps)

Step 1: Log into your account at www.MyCigna.com.

Please note if this is your first time, you will need to register.



Customer Login

Username [Forgot Username?](#)

Password [Forgot Password?](#) [Show](#)

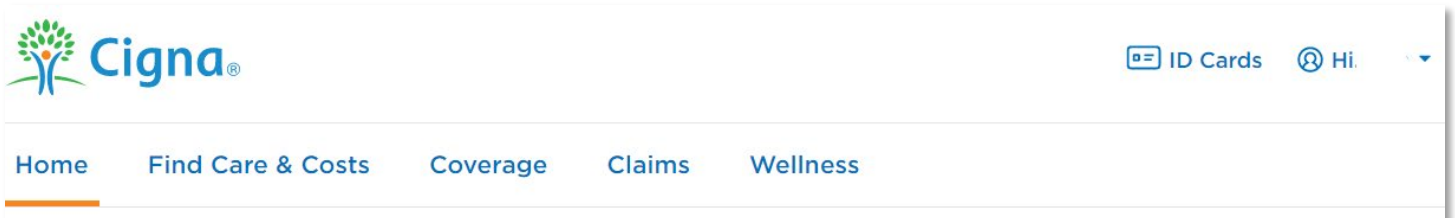
[Log In](#)

[Haven't created an account yet?](#)

[Register](#)

[Registrarse en Español](#)

Step 2: Click on ID Cards at the top right of the page



Step 3: Choose Medical, Dental or Vision and then click PRINT.

